Tire Pyrolysis Production Line Solutions

This waste tire pyrolysis production line adopts an efficient and environmentally friendly process. Waste tires are first cut into suitable sizes and then fed into the pyrolysis reactor, where they undergo thermal decomposition in an oxygen-free or low-oxygen environment, converting them into fuel oil, carbon black, and recyclable steel wire. After pyrolysis, a mechanical grab system is used to automatically separate and collect the steel wire, ensuring efficient resource recovery and reuse. The entire system features stable operation and a high level of automation, making it an ideal solution for waste tire recycling.

① Tire Cutter

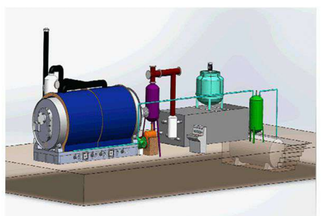

② Pyrolysis Machine

③ Grapple (for gripping wire or feeding material)

Parameter

Item	PU-SM500kg	PU-A-5 Ton	PU-B-5-10 Ton	PU-C-10-20 Ton	Customized
Power	7.5kW	15kW	20kW	30kW	—
Optional Configuration	Automatic feeding / Flue gas purification	Automatic feeding / Flue gas purification	Automatic feeding / Flue gas purification	Automatic feeding / Flue gas purification	Automatic feeding / Flue gas purification
Pyrolysis Time	24 hours	24 hours	24 hours	24 hours	24 hours
Material	Q235B / Q345R	Q235B / Q345R	Q235B / Q345R	Q235B / Q345R	Q235B / Q345R / 304
Pyrolysis Waste Materials	Plastic, oil sludge, tires, rubber	Plastic, oil sludge, tires, rubber	Plastic, oil sludge, tires, rubber	Plastic, oil sludge, tires, rubber	Plastic, oil sludge, tires, rubber
Pyrolyzer Type	Batch type	Batch type	Batch type	Batch type	Batch type

Finished Product Showcase & Applications

Waste Plastic Pyrolysis Solutions

This waste plastic pyrolysis production line is designed for the recycling of various common plastics, especially suitable for high-carbon materials such as polyethylene (PE), polypropylene (PP), and polystyrene (PS). Under oxygen-free or low-oxygen conditions, these plastics can be efficiently converted into fuel oil, combustible gas, carbon black, and partial wax by-products (wax), offering strong energy recovery and economic value. Plastics containing chlorine, such as polyvinyl chloride (PVC), and oxygen-rich materials like polyethylene terephthalate (PET), are generally not recommended for direct feeding due to the possible generation of corrosive gases or reduced oil quality, unless pretreated. The system features strong adaptability, stable operation, high automation, and excellent environmental performance, making it an effective solution for plastic waste reduction and high-value resource recovery.





① Plastic Sorting Machine (Optional)

② Pyrolysis Machine

③ Dewaxing Tank

Parameter

Item	PU-SM500kg	PU-A-5 Ton	PU-B-5-10 Ton	PU-C-10-20 Ton	Customized
Power	7.5kW	15kW	20kW	30kW	—
Optional Configuration	Automatic feeding / Flue gas purification	Automatic feeding / Flue gas purification	Automatic feeding / Flue gas purification	Automatic feeding / Flue gas purification	Automatic feeding / Flue gas purification
Pyrolysis Time	24 hours	24 hours	24 hours	24 hours	24 hours
Material	Q235B / Q345R	Q235B / Q345R	Q235B / Q345R	Q235B / Q345R	Q235B / Q345R / 304
Pyrolysis Waste Materials	Plastic, oil sludge, tires, rubber	Plastic, oil sludge, tires, rubber	Plastic, oil sludge, tires, rubber	Plastic, oil sludge, tires, rubber	Plastic, oil sludge, tires, rubber
Pyrolyzer Type	Batch type	Batch type	Batch type	Batch type	Batch type

Finished Product Showcase & Applications

Waste Oil Distillation Solutions

This waste oil distillation and refining system is specifically designed for the recovery of various waste oil streams, including waste engine oil, waste lubricating oil, hydraulic oil, and pyrolysis oil generated through pyrolysis processes. By employing atmospheric or vacuum distillation techniques, the system efficiently removes moisture, light impurities, gums, and certain heavy metals from the oil, converting the waste oil into base oil fractions or fuel oil fractions, thereby achieving the reuse and value recovery of waste oil. Characterized by mild heating conditions, minimal oxidation, and high yield efficiency, this process possesses broad applicability in the fields of base oil re-refining and energy recovery. It stands as a pivotal technology for achieving waste oil volume reduction and the high-value utilization of resources.



① Oil Pump

② Distillation Machine

Parameter

Model	PD-SM500kg	PD-A-5 Ton	PD-B-5-10 Ton	PD-C-10-20 Ton	Customized
Power	7.5kW	15kW	20kW	30kW	—
Pressure (Optional)	Negative Pressure / Atmospheric Pressure	Negative Pressure / Atmospheric Pressure	Negative Pressure / Atmospheric Pressure	Negative Pressure / Atmospheric Pressure	Negative Pressure / Atmospheric Pressure
Material	Q235B / Q345R	Q235B / Q345R	Q235B / Q345R	Q235B / Q345R	Q235B / Q345R / 304
Distillation Time	24 hours	24 hours	24 hours	24 hours	24 hours
Applicable Waste Oil	Waste Engine Oil, Lubricating Oil, Hydraulic Oil, Pyrolysis Oil	Waste Engine Oil, Lubricating Oil, Hydraulic Oil, Pyrolysis Oil	Waste Engine Oil, Lubricating Oil, Hydraulic Oil, Pyrolysis Oil	Waste Engine Oil, Lubricating Oil, Hydraulic Oil, Pyrolysis Oil	Waste Engine Oil, Lubricating Oil, Hydraulic Oil, Pyrolysis Oil
Optional Accessories	Oil and Gas Cutting Configuration	Oil and Gas Cutting Configuration	Oil and Gas Cutting Configuration	Oil and Gas Cutting Configuration	Oil and Gas Cutting Configuration

Finished Product Showcase & Applications

Fuel Oil



Base Oil